

ON DELAY / TIMING MODES:

The 405AR has a selectable ON-Delay or Interval Mode of operation. The unit has a DPDT 10A contact output. When in the On-Delay mode, the contacts transfer at time out. When in the Interval mode, the contacts transfer when power is applied and released at time out.

1/16 DIN HOUSING:

The 48mm² housing is compact and IP40 rated front cover. The 405AR is mounted in an 8-pin round socket (PF083A or OT-08). The 405AR can also be panel mounted.

The MODE/Range select dip switches are located on the front under a clear cover.

UNIVERSAL POWER:

The 405AR is universal powered and can be powered by 20 to 240 VAC or 12 to 240 VDC, greatly reducing inventory management of replacement units.



1/16 DIN ON Delay/Interval Timer

- ON Delay / Interval Mode of Operation
- 12 Timing Ranges
- Universal Supply Voltage
- LED Status Indicator Power ON, Relay ON
- Compact Size

MODE AND RANGE SELECTION

Dip switch settings for time range selection

RANGE	SW 1	SW 2	SW 3	SW 4
1 SEC	OFF	OFF	OFF	OFF
3 SEC	OFF	ON	OFF	OFF
10 SEC	ON	OFF	OFF	OFF
30 SEC	ON	ON	OFF	OFF
1 MIN	OFF	OFF	OFF	ON
3 MIN	OFF	ON	OFF	ON
10 MIN	ON	OFF	OFF	ON
30 MIN	ON	ON	OFF	ON
1 HR	OFF	OFF	ON	OFF/ON
3 HR	OFF	ON	ON	OFF/ON
10 HR	ON	OFF	ON	OFF/ON
30 HR	ON	ON	ON	OFF/ON

Dip switch settings for mode selection

MODE	SW 5
ON DELAY	OFF
INTERVAL	ON

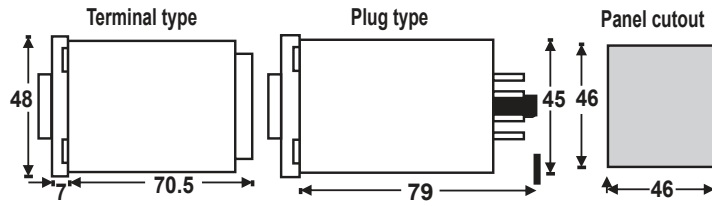
Switch setting example:



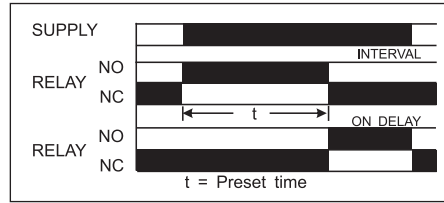
SPECIFICATIONS

OUTPUT CONTACT	DPDT	10A resistive
DELAY MODES	ON Delay / Interval	
TIME RANGES	1 / 3 / 10 / 30 SEC / MIN / HR	
RELAY RATING	10A @ 230 VAC/24 VDC, resistive	
ACCURACY	Setting: $\pm 5\%$ of full scale. Repeat: $\pm 0.5\%$ or 50 msec (whichever is greater).	
RESET	On interruption of power.	

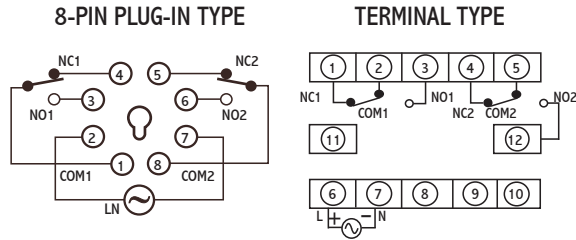
DIMENSIONS (MILLIMETERS)



OPERATING MODE



LOAD CONNECTIONS



ORDERING CODE

MODEL NUMBER	DESCRIPTION
405AR100S2X	8-PIN socket with 10 amp relay
4054AR100S5TX	Terminal with 5 amp relay