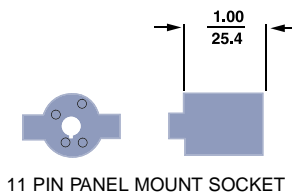
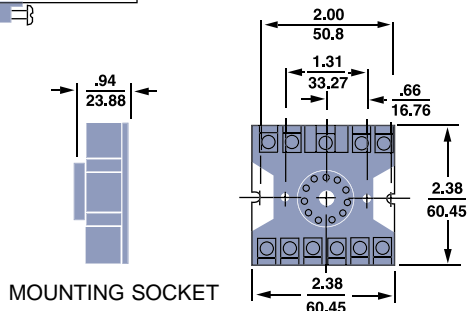
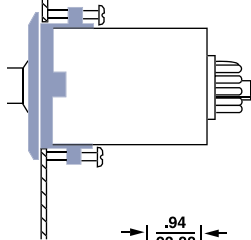
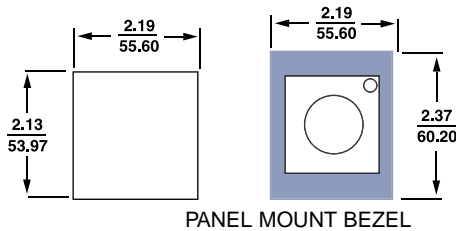
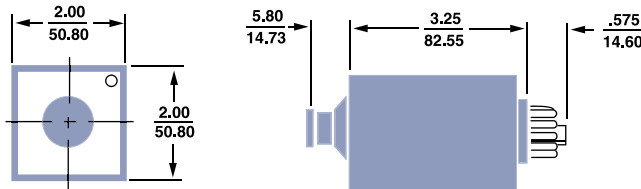
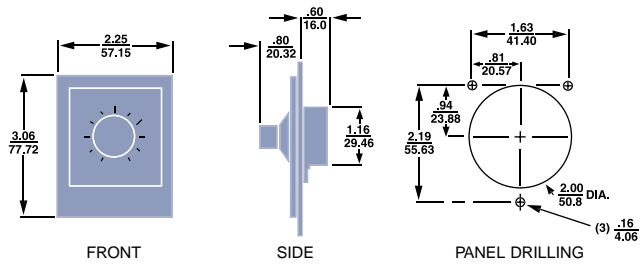


DIMENSIONS:
INCHES
MILLIMETERS



Series 312

Plug-In Multi-Range Remote Dial TDR



PRODUCT HIGHLIGHTS

VERSATILE TIMING CYCLE SELECTION

The 312 has five dial-selected ranges (1, 10 and 100 sec; 10 and 100 min). Its timing cycle can be set in either of two ways. With the optional remote dial assembly, any range is fully adjustable. With a fixed resistor installed between appropriate terminals, the 312 provides any fixed time delay between .025 seconds and 100 minutes; a 1 megohm resistor provides the full dial-selected range; zero ohms resistance sets minimum setting on the selected range.

HIGH ACCURACY

Rated accuracy is maintained regardless of reset time variations provided there is at least 0.050 sec between cycles, even with wide voltage and temperature swings.

OPERATION

Timing begins when the *start* switch is closed. An internal capacitor immediately begins to accumulate a charge at a rate determined by the resistance value of the remote dial or external resistor. The 312 times out when the capacitor reaches a voltage level which is determined by the position of the integral range selector. At time-out, the relay contacts transfer and the timing circuit is automatically de-energized. Reset occurs when the *start* switch is opened or when power is interrupted.

The ATC 312 is a remote dial multi-range solid-state TDR with plug-in base. It provides five different timing ranges, from .025 seconds to 100 minutes through an integral range selector and an optional remote dial assembly or fixed resistors. Repeat accuracy is excellent despite wide changes in voltage and temperature, even after long periods of down-time.

SPECIFICATIONS

MODELS

Choice of three: for AC operation at 24, 120 or 240V. All operate in **on-delay** mode only.

RANGES AND MINIMUM SETTING

Range is switch selected on the face of the timer and is displayed in the range window. With optional remote dial assemblies: choice of five dial-selected adjustable ranges:

- 0.025 -- 1.0 sec (1megohm/sec)
- 0.20 -- 10 sec (100K ohm/sec)
- 2.0 -- 100 sec (10K ohm/sec)
- 0.25 -- 10 min (100K ohm/min)
- 2.5 -- 100 min (10K ohm/min)

REMOTE DIAL ASSEMBLY (OPTIONAL)

MINIMUM SETTING: 150 msec.
 CALIBRATED ACCURACY: 10%
 CONNECTION: twisted pair up to 5' long (use shielding when in conduit with power handling lines).

REPEAT ACCURACY

Varies as a function of line voltage and temperature but *not* of reset time (see Recycle Characteristics):

- ± 1% of setting or 2.0 ms, when temperature is constant and line voltage is constant or varies within limits*
- ± 4% of setting or 2.0 ms, when line voltage is constant and temperature varies within limits*
- ± 6% of setting or 2.0 ms, when line voltage and temperature vary within limits*

*Variations of line voltage must be within 95 and 132V; of temperature between 0° and 70°C (32° and 158°F); and reset time must be at least 50 msec.

RESET

5 msec if power is interrupted after time-out; 70 msec during timing.

RECYCLE CHARACTERISTICS

When 50 msec or longer is allowed after time-out or when 70 msec or longer is allowed after power interruption during timing, the next cycle is timed at full repeat accuracy; when less time is allowed, the 312 may not reset.

LOAD RELAY

TYPE: DPDT, 2 Form C
 LIFE: 50,000,000 operations (no load)
 CONTACT RATING: 5A resistive at 120 or 240V 1/10 HP at 120V

POWER REQUIREMENTS

24VAC: 19 TO 28V, 50/60 Hz, 0.05A
 120VAC 95 TO 132V, 50/60 Hz, 0.011A
 240VAC 190 TO 264V, 50/60 Hz, 0.011A

TEMPERATURE RATING

0 to 70°C (32° to 158°F)

MOUNTING

Plug-in 11-pin base; mounts in any position
 Optional: surface-mounting socket
 panel-mounting bezel kit
 plug-on socket kit

HOUSING

Dust, moisture and impact-resistant molded plastic case

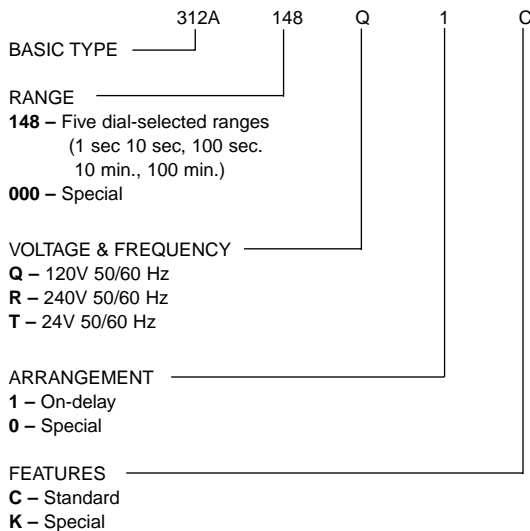
WEIGHT

NET: 6 oz.
 SHIPPING: 10 oz.

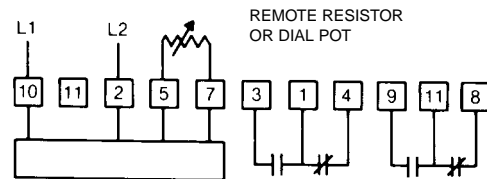
APPROVALS

See Agency Listing on inside back cover of catalog.

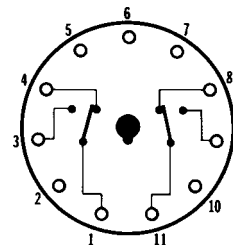
ORDERING CODE



WIRING



TERMINAL WIRING



ACCESSORIES

- 0312-260-09-00 Remote dial assembly (5-range)
- 0000-825-63-00 Surface mounting socket
- 0319-025-06-00 Retaining clip for use with socket
- 0319-261-44-00 Panel mount bezel kit
- 0314-260-07-00 Panel mount socket kit

ISE, Inc.

10100 Royalton Rd.
 Cleveland, OH 44133 USA
 Tel: (440) 237-3200 - Fax (440) 237-1744
<http://instserv.com>

Before starting your design, read the safety statement on the inside back cover of the ATC catalog.